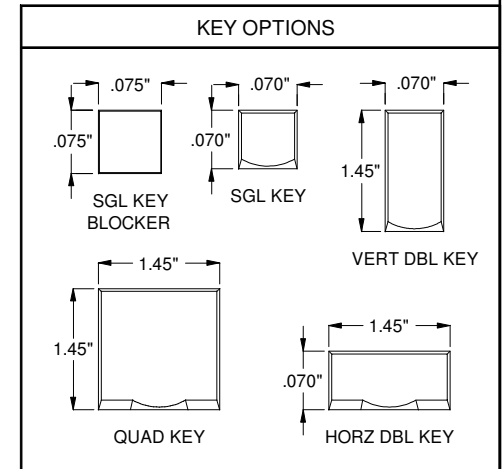
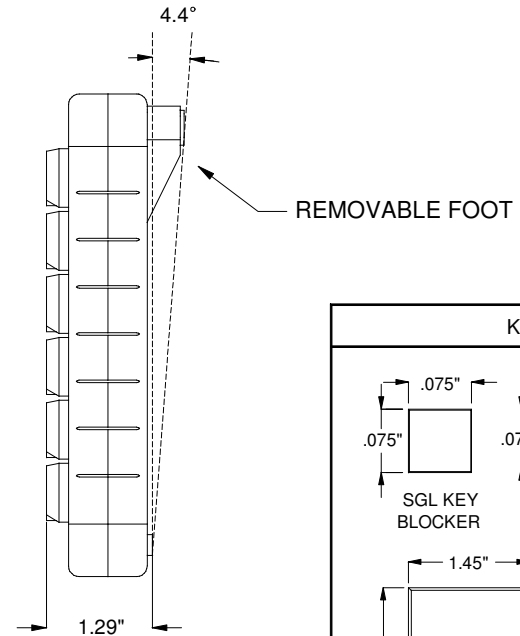
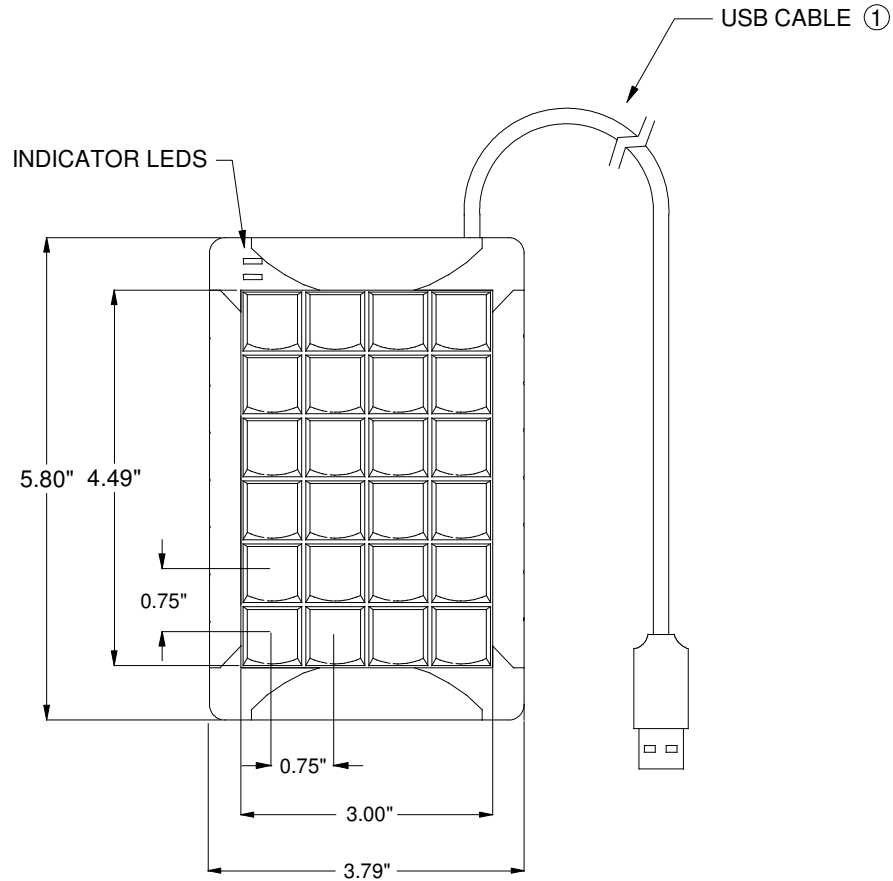


- ① LOA = 54"
- ② INCLUDES TWO REMOVABLE FEET



REV	DESCRIPTION	DATE

# PI ENGINEERING



101 INNOVATION PARKWAY  
 WILLIAMSTON, MI 48895 U.S.A.  
 PH# 1-517-655-5523  
 WWW.PIENGINEERING.COM

TOLERANCES UNLESS OTHERWISE SPECIFIED  
 X.XX = ± 0.010  
 X.XXX = ± 0.005

THIS DRAWING AND THE INFORMATION CONTAINED ARE THE PROPERTY OF PI ENGINEERING AND IT IS NOT TO BE REPRODUCED, COPIED OR USED IN ANY WAY DETRIMENTAL TO THE INTEREST OF PI ENGINEERING

SCALE: NTS  
 SIZE: A4

DWG BY	APPR BY	DATE
M.L.R.		
JOB NO.:		
CUSTOMER:		
PRODUCT: XK-24		
TITLE: PRODUCT DETAIL DRAWING		