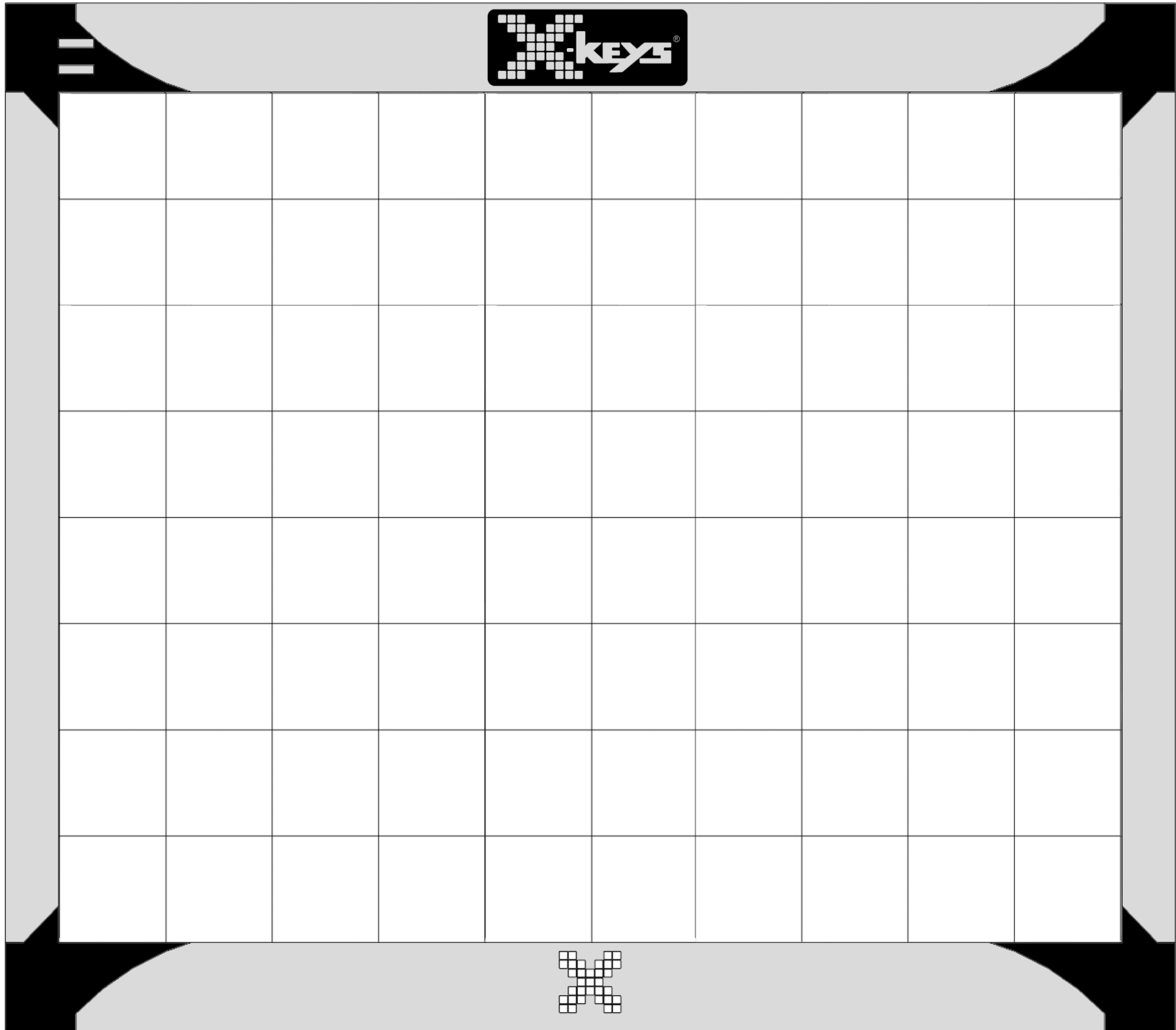


# X-keys XK-80 Planning Grid

Base Unit: # XK-0980-UBK80-R



[xkeys.com](http://xkeys.com)

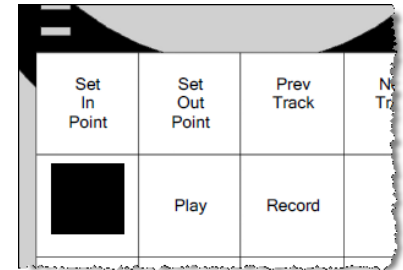


## X-keys PDF Planning Grid

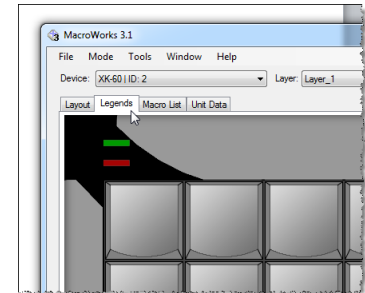
This is a very basic design document to be used in initial planning for a control panel – one step above a cocktail napkin. Printing at full scale will result in a close approximation of an actual X-keys footprint.

Adding text and blockers to the layout can also be done in Adobe Acrobat Reader. Up to three lines of 10pt text may be entered on each key. Turn “Highlight Fields” off and type “BLOCKER” (without the quotation marks) on any key to black it out.

Tall, wide, and 2x2 key caps may be added to any X-keys design to emphasize important or frequently used functions. These may be hand drawn over a print out or electronically drawn over multiple key spaces in any graphics application. Other options such as changing the font size or expanding the text box to simulate large key caps are available when editing this document in the full version of Adobe Acrobat.



The next step in designing your control panel would be to purchase an X-keys unit and the parts to assemble your sketched layout. The included MacroWorks 3.1 programming software for Windows, offers a Legends feature to further refine the key legends with font size, color, and keycap background options. Printing the legends allows you to cut out paper squares to put under the key lenses or you can send us a copy of the legend file to receive a quote for professionally finished keys.



To complete your project we offer full turnkey service to assemble, program, and test each unit. We can even provide brand labeling. We streamline the process from concept to delivery of a reliable, professionally finished, plug-and-play solution to control any application.

Contact: [sales@xkeys.com](mailto:sales@xkeys.com)

(517) 655-5523